



BATH  
CONCEPTS

# Understanding Cast Polymer Shower Pans



# When You Need An Oversized Option

Here at Bath Concepts, we can accommodate any size shower pan in our custom spray foam products up to 48" deep by 72" long.



# When You Need An Oversized Option

But what if the shower pan that you need is larger than that?

Other than Ceramic Tile and real stone, there are very limited options for a custom oversized shower pan.

The shower pan manufacturing world ends at 72".





# When You Need An Oversized Option

Just what if... Bath Concepts could provide your homeowner with a new alternative shower pan in a cast polymer material that covers any custom size or shape up to 84" deep x 120" long?



# When You Need An Oversized Option

How about this 106" shower pan and enclosure?

Any size larger than 36" x 60" must have a center drain placement.





# Introducing Bath Concepts New Cast Polymer Shower Pans

- Custom sizes and poured to spec
- Custom drain placement options
- All five solid colors



# Introducing Bath Concepts New Cast Polymer Shower Pans

- Durable slip resistant surface
- Easy To Clean
- Water dams included



# Introducing Bath Concepts New Cast Polymer Shower Pans

- 4" or 3" Standard Threshold, or optional ramp
- Non-porous – No Grout!
- Pans priced per square foot





# Introducing Bath Concepts New Cast Polymer Shower Pans

- Single, double thresholds, and neo angle
- Barrier Free Pans available
- Variety of curb, ramp, and water dams
- ADA Compliant



# Shower Pan Order Form

**CAST POLYMER SHOWER BASE FORM**  
email to: [orders@bciacrylic.com](mailto:orders@bciacrylic.com) CHOOSE:  
Questions? Call us at: 800-963-8827 ☐ Order ☐ Quote

**BCI**  
ACRYLIC

1

Company:   
Name:   
Job Name/PO#:   
Special instructions:

Order Date:   
Phone:

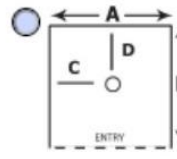
2

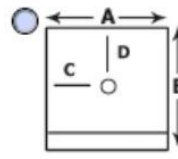
Choose Your Desired Shower Base Color

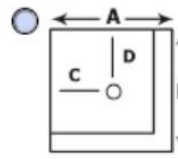
☐ White ☐ Biscuit ☐ Almond ☐ Gray ☐ Sandbar

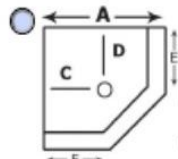
3

Choose ONE Overhead View that Looks Similar to Your Specific Shower Base

☐   
No Threshold

☐   
Single Threshold

☐   
Double Threshold

☐   
Neo Angle Threshold

☐ Custom  
(Please attach drawing in your email)

4

Write In the Measurements for Each Letter Above (E & F only if applicable)  
Sizes up to 84" x 120"

A:   
The back (soap) wall sits atop side "A"

B:   
Measurement Includes your chosen threshold below

C:   
Measure "C" and "D" to the center of the drain.  
May not be less than 7" your chosen threshold below

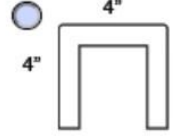
D:

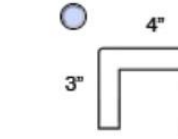
E:   
"E" and "F" are for Neo Angle diagrams only

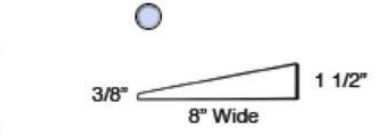
F:

5

Choose ONE Side-View Diagram for Your Threshold (a.k.a. "Curb")

☐   
STANDARD  
Most Popular

☐   
SHORT  
Easier to step over

☐   
RAMP  
Roll-in Access

Product Options

☐ Please ship this pan unassembled, which means the floor slab and threshold are separate and easier to carry on the jobsite. Items are then fused in the field with special adhesive. Shipping unassembled gives option to cut on site with a masonry circular saw blade. Side water dams are ABS material.

☐ In addition to shipping unassembled, don't include water dams. I prefer to create my own.

Need help? Contact your friendly BCI Customer Success Representative at 800-963-8827

BCI Acrylic, Inc. CPOF V10 01-19

# Shower Pan Comparison Sheet



## In-stock Shower Pans

- 5 solid colors only
- 3 ½" threshold height
- Standard sizes only up to 36" deep and 60" long
- End & Center Drains
- Fiberglass Reinforced
- Set in a bed of "S" mortar



## Sprayfoam Shower Pans

- All colors
- 3"- 4" threshold height
- Custom sizes up to 48" deep and 72" long
- End, Center, and Custom Drain Placement
- 6 lb. Sprayfoam Reinforced
- Set in a bed of "S" mortar



## Cast Polymer Shower Pans

- 5 solid colors only
- 4" or 3" available
- Custom sizes up to 84" deep and 120" long
- End, Center, and Custom Drain Placement
- Polyester Resin Reinforced
- Ramps also available
- Set in a bed of "S" mortar



# **Need More Product Training?**

## **I'm Here to support you!**



**For more product training,  
please contact your  
Business Development  
Manager**